

Beni-Suef University

Research Report

SciVal-based statistics

2015

Prepared by

Dr. Yasser Gaber

Director of the International Ranking Office

University of Beni Suef

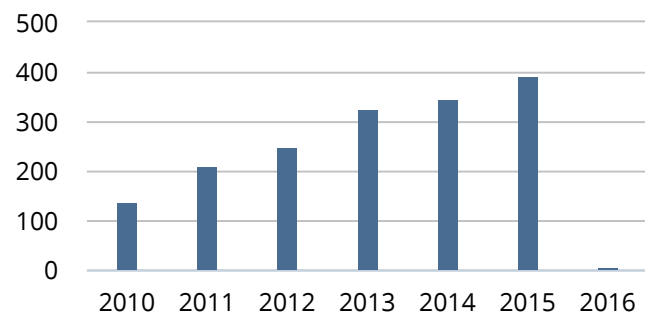
Egypt | [More details on this Institution](#)

Source: Scopus data up to 04 Dec 2015

2010 to >2015

no filter selected

Scholarly Output



1,675

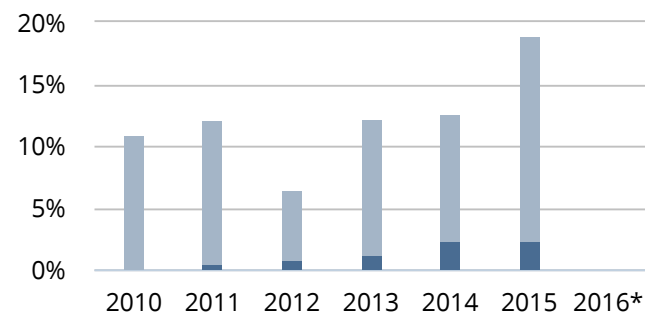
number of publications by authors at the University of Beni Suef

[View list of publications](#)

Outputs in Top Percentiles

Share of publications at the University of Beni Suef that are among the most cited publications worldwide

Show as field-weighted



215 (12.9%)

number of publications in the top 10% most cited publications worldwide

[View list of publications](#)

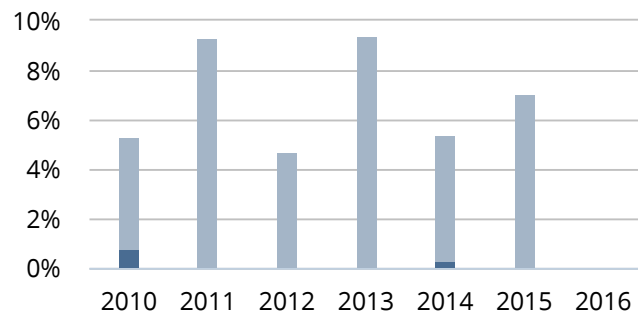
* Why do I see no data for this year?

% of publications in top 10% most cited

% of publications in top 1% most cited

Publications in Top Journal Percentiles

Share of publications at the University of Beni Suef that are in the top journals by



112 (7.0%)

number of publications in the top 10% journals by SNIP

[View list of publications](#)

% of publications in top 10% journals

% of publications in top 1% journals

Most cited publications

Top 5 publications at the University of Beni Suef, by number of citations

Publication	Citations
Rateb, M.E., Ebel, R. Secondary metabolites of fungi from marine habitats. (2011) Natural Product Reports, 28 (2), pp. 290-344. View in Scopus	166
Lee, H.W., Nam, S.H., Mohamed, A.-A.H. and 2 more Atmospheric pressure plasma jet composed of three electrodes: Application to tooth bleaching. (2010) Plasma Processes and Polymers, 7 (3-4), pp. 274-280. View in Scopus	69
Abdel-Raouf, N., Al-Homaidan, A.A., Ibraheem, I.B.M.	58

Microalgae and wastewater treatment.

(2012) Saudi Journal of Biological Sciences, 19 (3), pp. 257-275.

[View in Scopus](#)

Mahmoud, A.M., Ashour, M.B., Abdel-Moneim, A. and 1 more

Hesperidin and naringin attenuate hyperglycemia-mediated oxidative stress and proinflammatory cytokine production in high fat fed/streptozotocin-induced type 2 diabetic rats.

(2012) Journal of Diabetes and its Complications, 26 (6), pp. 483-490.

[View in Scopus](#)

56

Ali, H.S.M., York, P., Ali, A.M.A. and 1 more

Hydrocortisone nanosuspensions for ophthalmic delivery: A comparative study between microfluidic nanoprecipitation and wet milling.

(2011) Journal of Controlled Release, 149 (2), pp. 175-181.

[View in Scopus](#)

55

ELSEVIER

[About SciVal](#)

[Terms and conditions](#)

[Privacy statement](#)

[Contact](#)

© 2016 Elsevier B.V. All rights reserved. SciVal ® is a registered trademark of Reed Elsevier Properties S.A., used under license.

 RELX Group™

Benchmarking

Source: Scopus data up to 04 Dec 2015

2005 to 2015

no filter selected

Metric 1
**Scholarly
Output**

Metric 2
Publication Year

Metric 3

Scholarly Output												
Entity	2005	2006	2007	2008	2009	2010	2011	2012	2013	2014	2015	Overall
Cairo University	911	980	1,093	1,214	1,439	1,688	2,024	2,449	2,579	2,733	2,526	19,636
Ain Shams University	473	524	655	726	946	992	1,234	1,546	1,599	1,694	1,422	11,811
Mansoura University	422	462	504	570	721	769	932	993	1,048	1,186	1,070	8,677
Alexandria University	470	494	552	614	677	675	903	1,012	1,170	1,301	1,061	8,929
Assiut University	269	255	277	334	439	491	591	654	772	815	743	5,640
Al-Azhar University	222	202	277	343	412	486	506	670	677	663	585	5,043
Tanta University	177	195	184	226	255	340	397	481	565	646	539	4,005
Suez Canal University	211	198	276	321	343	369	429	563	535	549	459	4,253
Minufiya University	212	236	219	243	329	342	391	500	514	490	428	3,904
Helwan University	133	163	202	213	247	255	314	358	409	458	422	3,174
University of Beni Suef	37	83	89	100	121	137	213	250	328	347	391	2,096

Minia University	130	149	149	178	180	228	240	302	350	414	341	2,661
Banha University	95	136	137	134	205	228	233	273	367	392	315	2,515
South Valley University, Egypt	114	121	84	95	114	196	203	204	205	232	200	1,768
American University in Cairo	116	111	119	151	203	228	241	297	379	304	197	2,346
Arab Academy for Science & Technology	59	66	87	91	115	139	184	180	178	196	152	1,447
October 6 University	2	1	3	4	10	11	10	13	31	24	27	136

ELSEVIER

[About SciVal](#)

[Terms and conditions](#)

[Privacy statement](#)

[Contact](#)

© 2016 Elsevier B.V. All rights reserved. SciVal® is a registered trademark of Reed Elsevier Properties S.A., used under license.

 **RELX** Group™

Benchmarking

Source: Scopus data up to 04 Dec 2015

2005 to 2015

no filter selected

Metric 1	Metric 2		Metric 3									
Cited Publications	Publication Year											
Cited Publications												
Entity	2005	2006	2007	2008	2009	2010	2011	2012	2013	2014	2015	Overall
Cairo University	629	682	744	850	970	1,153	1,419	1,520	1,312	1,079	344	10,702
Ain Shams University	368	389	454	525	670	691	847	919	867	651	206	6,587
Mansoura University	359	372	409	456	527	589	693	660	641	536	127	5,369
Alexandria University	334	324	352	400	433	478	632	612	626	487	119	4,797
Assiut University	223	216	230	266	345	373	416	414	460	373	100	3,416
Tanta University	142	164	149	180	170	252	293	319	292	268	88	2,317
Al-Azhar University	185	156	208	271	309	359	368	422	388	295	81	3,042
Suez Canal University	176	163	226	247	261	299	341	409	322	236	68	2,748
Helwan University	89	94	119	131	154	172	192	204	214	174	61	1,604
University of Beni Suef	25	53	66	73	87	115	161	165	181	170	61	1,157
Minufiya University	157	160	149	179	223	232	254	307	271	191	59	2,182
Banha University	69	99	106	97	141	152	153	163	201	148	50	1,379

Minia University	94	110	114	125	135	180	176	211	220	169	43	1,577
American University in Cairo	64	64	74	78	112	103	125	132	146	102	28	1,028
South Valley University, Egypt	97	103	68	68	83	137	135	126	114	97	25	1,053
Arab Academy for Science & Technology	27	28	38	35	54	56	81	63	64	46	7	499
October 6 University	2	0	3	3	8	8	6	8	14	6	1	59

ELSEVIER

[About SciVal](#)

[Terms and conditions](#)

[Privacy statement](#)

[Contact](#)

© 2016 Elsevier B.V. All rights reserved. SciVal® is a registered trademark of Reed Elsevier Properties S.A., used under license.

 **RELX** Group™

Benchmarking

Source: Scopus data up to 04 Dec 2015

2005 to 2015

no filter selected

Metric 1	Metric 2		Metric 3									
Citations per Publication	Publication Year											
	Citations per Publication											
Entity	2005	2006	2007	2008	2009	2010	2011	2012	2013	2014	2015	Overall
Banha University	11.2	10.3	12.8	8.5	7.9	5.8	5.2	2.9	2.8	1.4	1.0	4.8
Tanta University	16.5	15.2	13.6	10.5	8.4	8.9	6.4	4.2	2.5	1.5	0.5	5.8
University of Beni Suef	6.5	12.0	7.9	9.6	7.9	9.8	7.9	4.6	3.7	2.1	0.5	4.9
Ain Shams University	14.2	12.7	9.9	11.0	8.4	8.4	6.2	4.8	3.2	1.5	0.4	5.7
South Valley University, Egypt	12.6	8.5	9.0	7.2	7.8	5.4	5.3	3.8	3.4	2.1	0.4	5.1
Al-Azhar University	14.5	10.5	10.4	11.9	8.6	7.4	6.0	4.5	2.8	1.4	0.3	5.6
Alexandria University	11.3	12.6	9.9	9.9	9.3	7.7	7.0	4.2	3.0	1.4	0.3	5.7
Assiut University	16.1	13.1	11.4	12.2	11.6	8.3	6.8	5.1	3.2	1.7	0.3	6.3
Cairo University	10.1	11.6	10.0	10.6	7.8	8.1	6.5	5.0	3.0	1.6	0.3	5.5
Helwan University	11.4	5.9	6.3	6.1	6.9	8.1	4.9	3.9	3.0	1.4	0.3	4.3
Mansoura University	17.8	14.7	15.3	10.6	9.0	8.8	6.8	4.3	2.9	1.7	0.3	6.6

Minia University	11.0	12.6	10.8	10.8	11.1	9.2	6.6	5.2	3.5	1.4	0.3	6.0
Minufiya University	12.8	9.5	9.8	10.5	9.4	7.3	5.2	5.8	2.3	1.2	0.3	5.7
Suez Canal University	15.4	12.8	13.0	10.7	9.0	11.7	9.7	7.2	3.5	1.9	0.3	7.4
American University in Cairo	6.5	7.5	10.6	5.3	6.2	4.4	4.0	2.9	1.9	1.0	0.2	3.7
Arab Academy for Science & Technology	4.6	4.3	2.9	5.5	3.8	2.5	3.2	1.3	1.4	0.8	0.1	2.3
October 6 University	26.0	-	9.7	6.8	4.5	3.4	3.7	1.5	1.1	0.7	0.0	2.2

ELSEVIER

[About SciVal](#)

[Terms and conditions](#)

[Privacy statement](#)

[Contact](#)

© 2016 Elsevier B.V. All rights reserved. SciVal® is a registered trademark of Reed Elsevier Properties S.A., used under license.

 **RELX** Group™

Dr. Yasser Gaber - Director of International Ranking Office - BSU - Yasser.Gaber@pharm.bsu.edu.eg

University of Beni Suef

Egypt | [More details on this Institution](#)

Source: Scopus data up to 04 Dec 2015

2010 to >2015

no filter selected

Publications by Journal Category

Journal Category	Publications	Citations	Authors	Field-Weighted Citation Impact
University of Beni Suef	1,675	6,312	847	1.24
Biochemistry, Genetics and Molecular Biology	292	1,477	257	0.66
Medicine	441	1,365	386	0.63
Pharmacology, Toxicology and Pharmaceutics	265	1,242	199	0.79
Chemistry	293	1,175	197	0.68
Physics and Astronomy	200	1,070	94	2.51
Mathematics	192	988	54	3.65
Engineering	230	802	120	1.98
Materials Science	146	710	105	1.52
Agricultural and Biological Sciences	152	595	129	0.76
Immunology and Microbiology	145	489	107	0.74
Chemical Engineering	87	402	90	1.08
Computer Science	113	373	43	2.70

Earth and Planetary Sciences	47	227	29	1.83
Veterinary	72	207	66	0.90
Environmental Science	44	183	53	0.68
Energy	32	155	18	1.25
Neuroscience	34	91	34	0.46
Social Sciences	16	56	15	0.62
Nursing	25	45	30	0.45
Multidisciplinary	24	27	34	0.10
Dentistry	2	11	2	0.34
Decision Sciences	9	7	7	0.20
Business, Management and Accounting	3	3	3	0.38
Economics, Econometrics and Finance	3	3	3	0.38
Psychology	3	1	4	0.19
Health Professions	2	1	3	0.10
Arts and Humanities	1	0	1	0.00

ELSEVIER

[About SciVal](#)

[Terms and conditions](#)

[Privacy statement](#)

[Contact](#)

© 2016 Elsevier B.V. All rights reserved. SciVal® is a registered trademark of Reed Elsevier Properties S.A., used under license.

 **RELX** Group™

Dr. Yasser Gaber - Director of International Ranking Office - BSU - Yasser.Gaber@pharm.bsu.edu.eg

Benchmarking

Source: Scopus data up to 04 Dec 2015

2005 to 2015

no filter selected

Metric 1
**Field-Weighted
Citation Impact**

Metric 2
Publication Year

Metric 3

Field-Weighted Citation Impact

Entity	2005	2006	2007	2008	2009	2010	2011	2012	2013	2014	2015	Overall
Banha University	0.93	0.68	0.95	0.64	0.77	0.60	0.71	0.52	0.83	0.73	2.63	0.96
University of Beni Suef	0.57	0.76	0.45	0.52	0.59	1.06	0.91	0.83	1.05	1.34	1.83	1.11
Helwan University	0.60	0.46	0.61	0.59	0.70	0.85	0.62	0.59	0.71	0.83	1.04	0.73
South Valley University, Egypt	0.55	0.63	0.67	0.73	0.78	1.02	0.86	0.94	0.79	1.20	1.03	0.89
Tanta University	0.84	0.77	0.72	0.67	0.75	0.82	0.77	0.72	0.67	0.73	0.96	0.77
American University in Cairo	0.81	0.59	0.80	0.74	0.77	0.73	0.86	0.75	0.92	0.97	0.95	0.83
Cairo University	0.58	0.68	0.66	0.79	0.70	0.80	0.79	0.79	0.79	0.85	0.89	0.78
Ain Shams University	0.75	0.69	0.67	0.81	0.67	0.79	0.78	0.71	0.75	0.72	0.85	0.75
Assiut University	0.77	0.77	0.64	0.78	0.89	0.82	0.82	0.76	0.76	0.88	0.83	0.80
Minia University	0.51	0.66	0.64	0.74	0.86	0.89	0.76	0.80	0.77	0.84	0.81	0.78
Mansoura University	0.96	0.92	1.01	0.80	0.76	0.84	0.81	0.70	0.74	0.88	0.78	0.82

Suez Canal University	0.87	0.71	0.82	0.89	0.68	1.15	1.16	0.99	0.83	0.94	0.78	0.91
Alexandria University	0.64	0.82	0.63	0.70	0.77	0.80	0.90	0.83	0.89	0.88	0.74	0.80
Al-Azhar University	0.75	0.49	0.60	0.82	0.65	0.66	0.67	0.76	0.65	0.72	0.70	0.69
Minufiya University	0.57	0.52	0.65	0.64	0.78	0.73	0.65	0.73	0.59	0.72	0.62	0.67
Arab Academy for Science & Technology	0.48	0.32	0.44	0.66	0.63	0.51	0.80	0.47	0.93	1.03	0.24	0.64
October 6 University	0.63	-	0.37	0.54	0.40	0.31	0.45	0.23	0.32	0.60	0.15	0.35

ELSEVIER

[About SciVal](#)

[Terms and conditions](#)

[Privacy statement](#)

[Contact](#)

© 2016 Elsevier B.V. All rights reserved. SciVal® is a registered trademark of Reed Elsevier Properties S.A., used under license.

 **RELX Group™**

Benchmarking

Source: Scopus data up to 04 Dec 2015

2005 to 2015

no filter selected

Metric 1
Outputs in Top
Percentiles

Metric 2
Publication Year

Metric 3

Outputs in Top 10% of the World

Entity	2005	2006	2007	2008	2009	2010	2011	2012	2013	2014	2015	Overall
Cairo University	43	68	58	78	79	114	146	160	153	163	344	1,406
Ain Shams University	32	37	37	58	56	67	78	122	102	106	206	901
Mansoura University	36	34	43	32	44	65	63	57	53	77	127	631
Alexandria University	22	35	31	44	52	53	73	59	80	93	119	661
Assiut University	15	11	17	37	41	33	44	46	61	71	100	476
Tanta University	13	16	11	14	15	24	32	23	30	54	88	320
Al-Azhar University	17	13	19	26	27	26	38	43	40	39	81	369
Suez Canal University	11	14	23	20	27	40	66	76	55	50	68	450
Helwan University	6	1	7	5	12	12	11	23	31	25	61	194
University of Beni Suef	1	3	2	6	7	11	21	12	26	28	61	178
Minufiya University	12	14	11	20	24	22	19	22	27	24	59	254

Banha University	4	6	11	9	13	11	11	2	24	24	50	165
Minia University	5	7	7	15	17	21	17	23	30	24	43	209
American University in Cairo	5	7	5	5	9	8	14	12	19	15	28	127
South Valley University, Egypt	6	3	7	3	4	6	13	15	14	17	25	113
Arab Academy for Science & Technology	1	1	-	2	3	3	6	2	6	9	7	40
October 6 University	1	-	-	-	-	-	1	-	1	-	1	4

ELSEVIER

[About SciVal](#)

[Terms and conditions](#)

[Privacy statement](#)

[Contact](#)

© 2016 Elsevier B.V. All rights reserved. SciVal® is a registered trademark of Reed Elsevier Properties S.A., used under license.

 **RELX Group™**

University of Beni Suf

Egypt | [More details on this Institution](#)

Source: Scopus data up to 04 Dec 2015

2010 to >2015

no filter selected

Authors

Top 100 authors, by number of publications at the University of Beni Suf over the period 2010 to >2015.

Note that some authors may no longer be affiliated with the University of Beni Suf.

Name	Publications	Most recent publication	Citations	<i>h-index</i>
1. Bhrawy, Ali H.	143	2015	1,264	25
2. Moussa, Ayman Salah Alah	7	2015	53	14
3. Mohammed, Rabab A A	14	2015	112	13
4. Mansour, El Sayed S	7	2012	74	12
5. Sayyah, Said M.	18	2015	59	12
6. Abdellatif, Khaled R A	14	2016	8	12
7. Abdel-Baki, Abdel Azeem Sh	62	2016	218	11
8. Hassanien, Mohamed Mahmoud	17	2016	47	11
9. Mohamed, Tarek M.	8	2015	18	11
10. Omar, Hany A.	26	2015	129	10
11. El-Deeb, Mohamed M.	7	2015	52	10

12.	Abdel-Khalek, Ahmed A.	15	2015	27	10
13.	Khalil, Mohamed Magdy	11	2015	15	10
14.	Ramadan, Ahmed Abd El Kader	9	2015	5	10
15.	Hassanien, Aboul Ella I Baset	12	2016	0	10
16.	Abdelkawy, Mohamed Abdelhalim	34	2015	267	9
17.	Mohamed, Abdel Aleam Hefney	11	2015	162	9
18.	Tharwat, Mohammed Mahmoud	24	2015	145	9
19.	El-Gendy, Nashwa A.	16	2015	107	9
20.	Farghali, Ahmed Ali Ahmed	8	2015	50	9
21.	Ahmed, Osama Mohamed	22	2015	197	8
22.	Amin, Kamal Adel	10	2015	161	8
23.	Abd-Elhady, Mohamed S.	18	2016	97	8
24.	Abdel-Moneim, Ahmed Sayed	19	2015	94	8
25.	Hashem, Reem M.	8	2015	44	8
26.	Zayed, Sayed Imam Mohamed	13	2015	34	8
27.	Hifnawy, Tamer Mohamed Said	9	2015	18	8
28.	Hassan, Mohammad Khaled	7	2014	14	8
29.	Rateb, Mostafa E M	18	2015	259	7
30.	Ahmed, Aly	22	2015	111	7
31.	Seadawy, Aly R.	17	2015	49	7

32.	Arafa, El Shaimaa A	8	2015	37	7
33.	Hozzein, Wael N.	17	2015	35	7
34.	Ewais, Hassan Amroun	10	2015	5	7
35.	AbdElgawad, Hamada R.	7	2015	5	7
36.	Kassem, Ahmed M.	21	2014	138	6
37.	Ahmed, R. G.	15	2015	97	6
38.	Hetta, Mona Hafez	20	2015	67	6
39.	Gomaa, Nasr Hassan	9	2014	59	6
40.	AbouZid, Sameh F.	13	2015	58	6
41.	Azooz, Rehab E.	6	2014	47	6
42.	El-Kady, Magdy F.	9	2015	41	6
43.	Aly, Arafa H.	22	2015	36	6
44.	Hamdy, Hany S.	7	2015	36	6
45.	Hassouna, Mohamed E M	7	2015	27	6
46.	Sayed, Abdelwahed R.	6	2015	15	6
47.	Elberry, Ahmed Abdullah	8	2015	9	6
48.	Zawbaa, Hossam M.	17	2016	8	6
49.	Elroby, Shabaan A K	18	2015	7	6
50.	Mahmoud, Ayman Moawad	25	2015	133	5

51.	Gaber, Yasser	8	2015	78	5
52.	Hassan, Hossam M.	6	2015	61	5
53.	Abdelrahim, Mohamed Emam A	15	2015	60	5
54.	Allam, Gamal Aly Ahmed	14	2015	46	5
55.	Abdelwahab, Nada Sayed	21	2016	43	5
56.	Ali, Nouruddin W.	6	2012	32	5
57.	Heliel, A. A.	9	2015	5	5
58.	Allam, Ahmed Aly	17	2015	62	4
59.	Khedr, Mohamed H.	8	2014	54	4
60.	Abdelaleem, Eglal Adelhamid	16	2015	45	4
61.	Abuelsead, Abdelaziz Saber A	9	2014	45	4
62.	Hosny, Khaled Mohamed Ohamed	20	2015	43	4
63.	Shaban, Mohamed	13	2016	40	4
64.	Abdelrahman, Maha Mohamed	14	2015	35	4
65.	Elsayed, Hussein A.	8	2015	28	4
66.	Tawfik, Wael Z.	9	2015	26	4
67.	Ahmed, Rasha Rashad	8	2015	22	4
68.	Zayed, Eman	8	2015	20	4
69.	Sakran, Thabet Farrag	9	2015	18	4
70.	Thomas, Jean	7	2015	4	4

71.	Hashem, Khalid S.	8	2015	73	3
72.	Kayed, Mohammed	6	2015	52	3
73.	Abdelall, Eman K A	13	2015	44	3
74.	Abdul-Hamid, Manal	8	2015	36	3
75.	El-Dakhly, Khaled Mohamed Ohamed	17	2015	35	3
76.	Naguib, Ibrahim A.	9	2015	33	3
77.	Aboelhadid, S. M.	8	2015	29	3
78.	Abdelazeem, Ahmed H.	12	2015	26	3
79.	El-Bakry, Ahlam Mostafa	6	2014	23	3
80.	El-Nahass, El Shaymaa	14	2015	18	3
81.	Abdelgawad, Mohamed A.	15	2016	17	3
82.	Moftah, Hossam M.	7	2014	16	3
83.	Ali, Nouruddin Wageih Ageih	17	2016	14	3
84.	Abdel-Haleem, Heba M.	9	2015	14	3
85.	Ibrahim, Nashwa Ahmed Hmed	7	2015	13	3
86.	Eissa, Mostafa Fawzy	8	2015	5	3
87.	Ali, Ahmed Mahmoud Abdelhaleem	8	2015	59	2
88.	Ali, Adel Ahmed	10	2015	23	2
89.	Hassan, Sherif H M	12	2015	20	2
90.	Belal, Amany	10	2015	12	2

91. Lamie, Phoebe F.	6	2015	10	2
92. Abo-Youssef, Amira Morad Hussein	8	2015	6	2
93. Saber, Sayed	7	2015	6	2
94. Abdel-Magied, Ragab K.	9	2015	5	2
95. Omar, Amr Salah	9	2015	5	2
96. Rashwan, Doaa A.	9	2015	5	2
97. Attia, Dina	7	2015	4	2
98. Elshemy, Heba A H	9	2016	14	1
99. Rashwan, Samaa A.	9	2015	2	1
100. Soliman, Rasha Hassan	9	2015	1	1

ELSEVIER

[About SciVal](#)

[Terms and conditions](#)

[Privacy statement](#)

[Contact](#)

© 2016 Elsevier B.V. All rights reserved. SciVal ® is a registered trademark of Reed Elsevier Properties S.A., used under license.

 **RELX Group™**